


**NORTH STONINGTON PUBLIC SCHOOLS
VISION OF THE GRADUATE**

**North Stonington
Public Schools
Board of
Education Budget**

2026-2027



District Priorities

NEASC Recommendations

- Curriculum work (standard 2)
- Technology- Infrastructure, instruction and organization (standard 2 and 5)
- Tier I instruction (standard 3 and 4)
- Vision of the Graduate at NSES (standard 1) Climate policy requirements

Achievement through continuous professional growth

- Using in-house resources to facilitate reflection and collaboration
 - Director of Instruction and Learning
 - Program Supervisors

NEASC Standards:

1. Learning Culture, 2. Student Learning, 3. Professional Practices, 4. Learning Supports, 5. Learning Resources



Wheeler

Library Media Re-Design

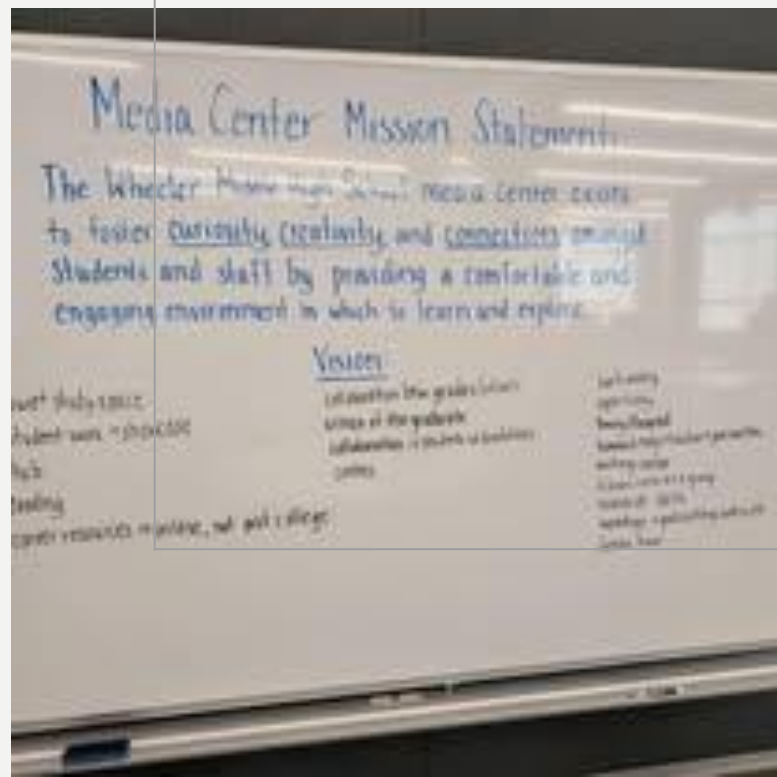
- Reinstatement of position to .6 FTE from .4 FTE
- Programming options for students
 - Updating overall catalog

MS/HS Athletics

- Indoor and Outdoor Track expenses
- MS Uniforms (constant sports) and program changes
- HS Uniform rotation
- Transportation
- Officials/Game Management continue to increase

Upgrades and Consumables

- Naviance to SchoolLinks software
 - Consumable increases (Tech Ed/Science)
- Manufacturing program: Providing multiple pathways after high school



North Stonington Elementary School

Staying the Course ~

- Continue to reflect and revise on program implementation
 - Bridges expenses dropped considerably
 - Continued implementation of District Literacy Plan
- Tiered Support
 - Teachers observing and assisting colleagues



Helping us Grow ~

- Standards Based Report Cards
 - Forefront program to assist with data analysis
- STEAM
 - Looking to increase STEAM opportunities for all our students

Special Services

- Maintains current programs, staffing, and service delivery
- Supports IEP and 504 services in compliance with state and federal requirements
- Funds core areas: staffing, related services, nursing, transportation, tuition, and Extended School Year
- Continues early childhood and Child Find responsibilities
- Includes required professional learning, licensure, and memberships
- Focuses on inclusive opportunities and responsible use of resources



Instructional Technology

Software	Hardware
<ul style="list-style-type: none">● Securly Suite-<ul style="list-style-type: none">● Reveal- screen time and history● Classroom-monitoring in class activity● Aware- alerts administration● Pass- digital pass system● Math and Science Programming● School Links- college-career readiness, student success plans, college recommendations● IXL● Forefront	<ul style="list-style-type: none">● Sustainable Technology Plan<ul style="list-style-type: none">- Chromebooks in grades 5 and 9- 30 Chromebooks to replace aging classroom stock at NSES – All Chromebook purchases in NLA- Viewsonic boards (8-10 in plan with wall reinforcement) - purchased 3 this year, 7 in NLA- 14 teacher laptops per year - purchased in current year. No need to purchase more next year.

Operational Technology

- Technology Infrastructure is the foundation of teaching and learning—when networks, access points, servers, and classroom systems are unreliable or outdated, instructional time is lost.
- Due to our cyber security incident we were forced to upgrade our technology infrastructure, which we had planned to do over 5 years. We should and can finish the job, bringing our entire system up-to-date, and reduce the annual cost for infrastructure for the next few years.
- These expenses are not in the budget and are suggested nonlapsing account purchases.

Not in the Budget

Nonlapsing Expenses for Technology

Item	Cost
Technology Infrastructure (Access Points, Switches)	\$42,000
Interactive Whiteboards (7)	\$28,000
Chromebooks	\$69,000
Centralized Printers - add to existing	\$4,000
Technology Replacements	\$20,000
Total	\$163,000

Would have added **1.02%** to our budget!
Resulting in a **3.52%** increase

Enrollment

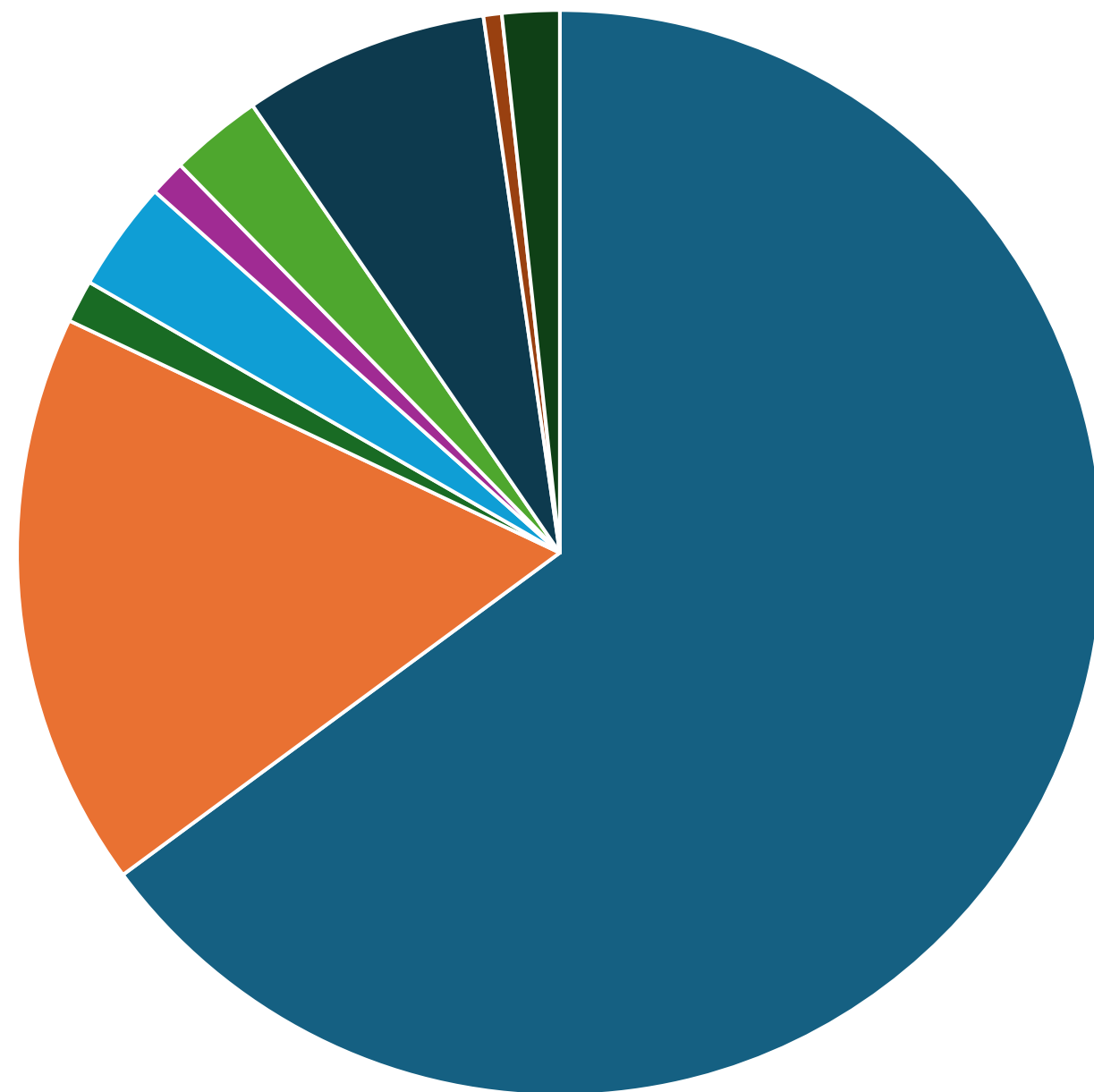
	PK	K	1	2	3	4	5	6	7	8	9	10	11	12	Total
<i>25-26</i>	43	50	46	51	50	59	49	56	54	62	52	58	58	51	739
<i>26-27</i>	40	55	50	46	51	50	59	49	56	54	62	52	58	58	740

Budget Changes FY26 to FY27

Current Budget - FY26	\$16,056,441	
Initial BOE Budget – FY27	\$16,939,347	5.74%
BOE Budget - FY27	\$16,457,814	2.50%

Total Budget is \$16,457,814 (2.50%)

Percent of the Budget



- Salaries 64.9%
- Benefits 17.1%
- Central Office 1.3%
- School Expenses 3.3%
- Maintenance 1.1%
- Utilities 2.8%
- Transportation 7.3%
- Tuition 0.5%
- Technology 1.7%

Salaries and Benefits:
82.0% of the budget
or 2.37% of budget
increase of 2.50%

Budget Summary

Line #		\$ Increase (Decrease)	
43	Salaries	222,621	Contractual
56	Benefits	158,132	15% Medical Insurance Increase
74	Central Office	(9,485)	Decrease in contract negotiations and NEASC expenses
173	Other Expenses, Schools	95,104	SPED Contracted Services \$76k of \$95,104
182	Maintenance Services	(39,080)	General Building Services
196	Utilities	45,788	Natural Gas Increase at Elementary School
203	Transportation	(13,836)	Regular \$36k,, Special Ed \$14k,Sports \$9k
210	Tuition	8,178	Magnet School enrollment higher
215	Technology	(66,049)	EDR Cyber Security SW \$33k, Verkada Door \$9k, School Links to replace Naviance \$6k, Other
217	Total Budget Increase	401,373	

Revenue to Town

Education Cost Sharing (ECS)	\$2,660,307
Tuition Revenue	\$527,505
Total Revenue (ECS + Tuition)	\$3,188,208
Total Town Expense (Budget - Revenue)	\$13,269,606

Budget History

Year	Percent Increase
2017-2018	0.00%
2018-2019	4.97%
2019-2020	1.93%
2020-2021	2.50%
2021-2022	1.13%
2022-2023	1.74%
2023-2024	4.41%
2024-2025	1.79%
2025-2026	4.00%
2026-2027	2.50%
10 year average	2.50%

The average budget increase over the last ten years, including this proposal, would be 2.50%. The average rate of inflation over the same period (2017-2026*) of time is 3.29%.

**assumed inflation for 2026 is 2.7%*

Staffing

Positions	2024-2025	2025-2026	2026-2027
Regular Ed Teachers	69.1	68.6	66.6
Special Ed Teachers	11	11	11
School Counseling	3	3	3
School Social Worker	1	1	1
School Psychology	2	2	2
Speech Pathology	2	2	2
Library Media	2	1.4	1.6
Occupational Therapist	1	1	1
School Nursing	2	2	2
Aides (nurse, cafeteria, office)	3	3	3
Paraeducator	19	20	20

BCBA	1	1	1
RBT - Registered Behavioral Technician	3	3	3
Facilities	9	9	9
Central Office	4	4	4
Information Technology	2	1	1
Administrators	4	4	4
Athletic Director	1	1	1
School Secretaries	4	4	3.5
Special Education Secretary	1	1	1
TOTALS	144.1	143.0	140.7

**NORTH STONINGTON PUBLIC SCHOOLS
VISION OF THE GRADUATE**



RESPONSIBILITY RESPECT RESILIENCE

**Thank you for
your support of
our outstanding
school system!
Go Lions!!!**